

Heating Cable

SRP

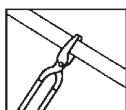
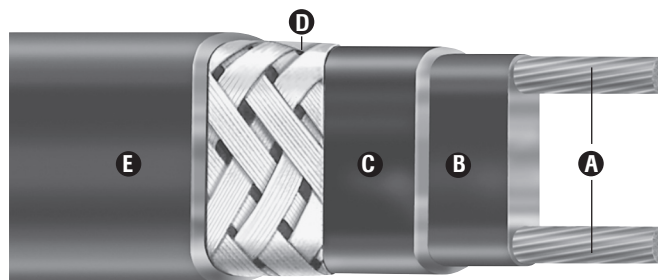
Self-Regulating Process Temperatures

- Self-Regulating, Energy Efficient
- 16 AWG Buss Wire
- Circuit Lengths to 750 ft.
- Process Temperature Maintenance to 230°F (110°C)
- Maximum Continuous Exposure Temperature, Power Off, 275°F (135°C)
- Available in 5, 10, and 15 Watts per Foot
- 120 and 208-277 Volts Available from Stock
- Industrial Process Maintenance Applications
- Approximate Size .47"W x .20"H
- Min. Bend Radius 1-1/8"
- For use on Metallic Pipes
- Consult Factory for use on Plastic Piping

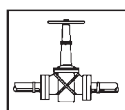
Description

Chromalox SRP self-regulating heating cable provides safe, reliable heat tracing for process maintenance applications to 230°F (110°C) or freeze protection of pipes / tank with high heat losses. Constructed of industrial grade 16 AWG buss wire with a tinned copper braid and overjacketing, SRP ensures operating integrity most hostile industrial environments.

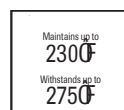
WARNING — A ground fault protection device is required by NEC to minimize the danger of fire if the heating cable is damaged or improperly installed. A minimum trip level of 30mA is recommended to minimize nuisance tripping.



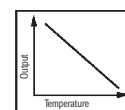
Cut to Length in Field



Can be Single Overlapped



Low Temperature



Self Regulating Output



Features

- Energy efficient, self-regulating SRP uses less energy when less heat is required.
- Easy to install, SRP can be cut to any length (up to max circuit length) in the field.
- SRP features lower installed cost than steam tracing, less maintenance expense and less down time.
- SRP can be single overlapped without burn-out, which simplifies heat tracing of in-line process equipment such as valves, elbows and pumps.
- Because SRP is self-regulating, overtemperature conditions are minimized.
- Chromalox U-Series Connection Kits reduce installation time.

Construction

- A** **Twin 16 AWG Copper Buss Wires** – Provide reliable electric current capability.
- B** **Semiconductive Polymer Core Matrix** “Self-Regulating” component of the cable its electrical resistance varies with temperature. As process temperature drops, the core’s heat output increases; as process temperature rises, the heat output decreases.
- C** **Fluoropolymer Jacket** – Flame retardant, electrically insulates the matrix and buss wires and provides corrosion resistance.

- D** **Tinned Copper Braid** – Provides additional mechanical protection in any environment and a positive ground path.
- E** **High Temperature Fluoropolymer Overjacket** – Corrosion resistant, flame retardant overjacket is highly effective in many environments. Protects against exposure to organic or corrosive solutions. The overjacket also protects against abrasion and impact damage.

Approvals

Factory Mutual (FM) approved for ordinary areas. FM, ATEX and IECEx approved for hazardous (classified) areas when used with U Series and DL accessories

FM Approved:

- Class I, Division 2, Groups B, C, D (Gases, vapors)
- Class II, Division 2 Groups F, G (Combustible dust)
- Class III, Division 2 (Easily ignitable fibers and fillings)
- Class I, Zone 1, AEx e II
- 3,5,8 and 10 Watt Rated T4 Temperature Class

ATEX Approved:

- CE 1725 IIG Ex e IIC T4 Gb Ta -40°C to 70°C

IECEx Approved:

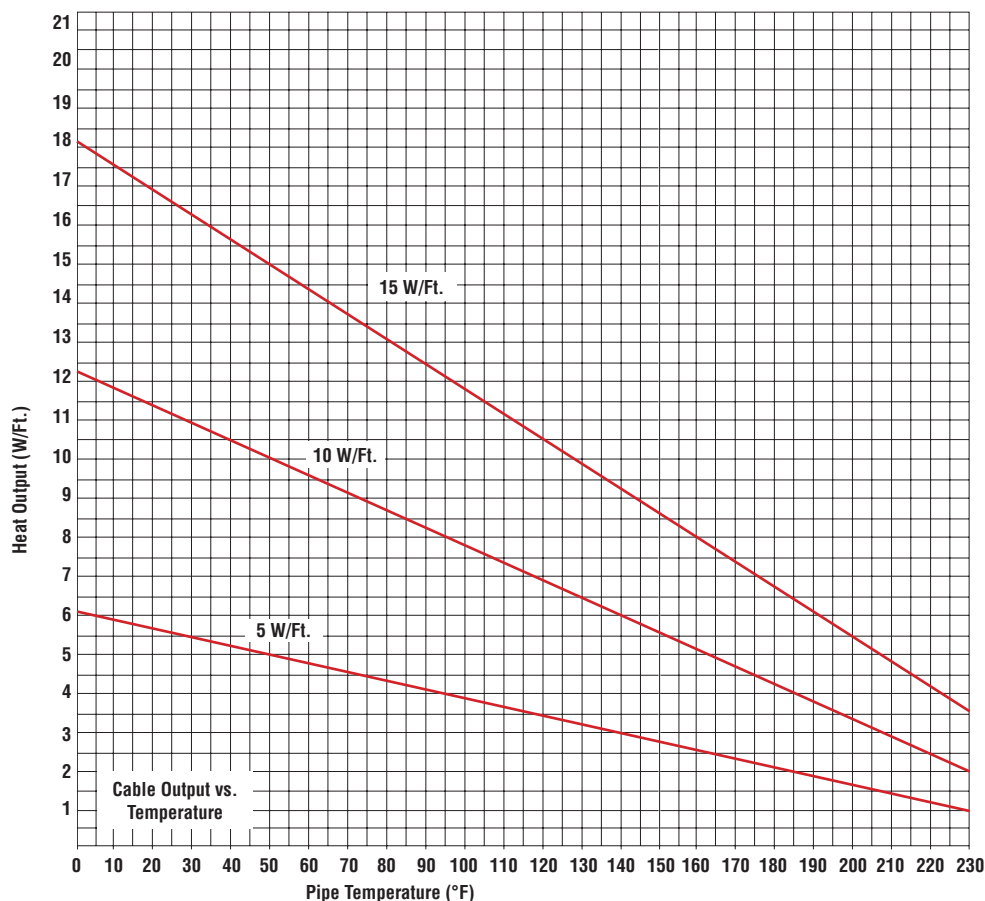
- FMG 17.0015x Ex e IIC T4 Gb Ta -40°C to 70°C

Heating Cable

SRP

Self-Regulating
Process Temperatures
(contd.)

Thermal Output Ratings on Insulated Metal Pipes



Note 1 — Thermal output is determined per IEEE 515-2011 Standard for testing, design, installation and maintenance of electrical resistance heat tracing section 4.1.11 Method C.

Output Wattage at Alternate Voltages (W/Ft.)

Model	208V	% Change In Output	220V	% Change In Output	277V	% Change In Output
SRP 5	3.85	-20	4.25	-13	6.45	+15
SRP 10	8.3	-18	8.80	-10	12.50	+13
SRP 15	12.75	-14	13.50	-9	18.45	+12

Circuit Breaker Selection (Max. Circuit Lengths in Ft.)

Cable Rating	50°F Start-Up (Ft.)					0°F Start-Up (Ft.)					-20°F Start-Up (Ft.)				
	15A	20A	30A	40A	50A	15A	20A	30A	40A	50A	15A	20A	30A	40A	50A
SRP5-1	145	195	295	390	490	110	145	215	295	360	70	90	135	180	225
SRP5-2	295	385	580	750	750	220	290	430	580	720	135	180	270	360	450
SRP10-1	100	135	200	270	330	70	95	145	190	240	65	85	130	175	215
SRP10-2	200	270	400	530	665	145	190	290	380	480	130	175	260	350	440
SRP15-1	75	100	150	200	250	60	80	120	160	200	55	70	110	145	180
SRP15-2	150	195	295	390	500	120	160	235	320	400	110	145	220	290	360

NR = Not Required. Maximum circuit length has been reached in a smaller breaker size.

Heating Cable

SRP

Self-Regulating
Process Temperatures
(cont'd.)

Ordering Information

Output (W/Ft.)	Volts	Model	Stock	PCN	Wt./1000' (Lbs.)
Output at Rated Voltage					
5 @ 50°F	120	SRP 5-1CT	S	387188	80
	208 - 277	SRP 5-2CT	S	387225	80
10 @ 50°F	120	SRP 10-1CT	S	387129	80
	208 - 277	SRP 10-2CT	S	387196	80
15 @ 50°F	120	SRP 15-1CT	S	387073	80
	208 - 277	SRP 15-2CT	S	387137	80

To Order – Specify length, model, PCN and installation accessories.

Accessories

Accessories		DL Series	U Series
Power Connection	Heat trace to electrical service connection	RTPC	UPC
T- Splice	Electrical connection for 3 segments	RTST	UMC
In-Line Splice	Electrical connection for 2 segments	RTST	UMC
End Seal	For terminating cable	RTES	UES
Lighted End Seal	For terminating cable	RTST-SL	UESL
Thermostat	Ambient air sensing thermostat	RTAS	UAS
	Line sensing mechanical thermostat	RTBC	UBC

To Order – For general application & installation accessories such as tape, pipe straps, warning labels, etc. refer to the DL & EL General Application Accessories page at the end of this section.

Ordering Information

To Order —
Complete the
Model Number
using the Matrix
provided.

Model	Hazardous Location Self-Regulating Process Temperature				
SRP	Code		Output (W/Ft.)		
	5		Five		
	10		Ten		
	15		Fifteen		
	Code		Voltage		
	1		120		
2		240			
Code		Overjacket Options			
CT		Fluoropolymer corrosion resistant overjacket over braid for hostile/corrosive environments			
SRP	5	-	1	CT	Typical Model Number