



PRODUCT SPECIFICATIONS

SafeTrace[®] SLS STEAM TRACER

APPLICATION

SafeTrace SLS-IT is a metallic tracer tube covered with composite materials¹ that lowers thermal conductance to reduce heat transfer. SafeTrace provides a reduced yet predictable heat output along a traced pipe to prevent hot spots and overheating. It replaces bare metallic tracers that often waste energy and stress pipe works by raising pipe temperatures much higher than necessary or desired.

SafeTrace SLS-IT tracers utilize a safety yellow identification jacket² to signify materials potentially dangerous such as steam per ASME/ANSI A13.1-1996. All SafeTrace IT tracers also comply with ASTM Std C-1055, which requires that human skin temperature be less than 58°C when in contact with a hot surface for five seconds.³

SafeTrace SLS-IT is supplied in long length coils and may be run continuously from the steam supply manifold, along the pipe and over to the condensate return manifold.

SPECIFICATIONS/RATINGS


Standard tube diameters 3/8" and 10 mm
 Nominal O.D 19 mm
 Available tube materials ... copper & 316 stainless steel
 Typical pipe temp. range 24°C to 93°C
 Max. exposure temperature 215°C
 Min. installation temperature -40°C
 Max. recommended steam pressure 1825 kPa
 Typical max jacket temperature <58°C³

BENEFITS

- Significantly reduces risk of burns
- Saves up to 35% of steam consumption compared to bare metal tube
- Predictable heat transfer—no hot spots or overheating
- Faster installation times—can be run continuously from the steam supply to the condensate collection system
- Longer circuit lengths—fewer traps
- Simple tape-on installation—not steel banding
- Quick delivery
- Free design assistance

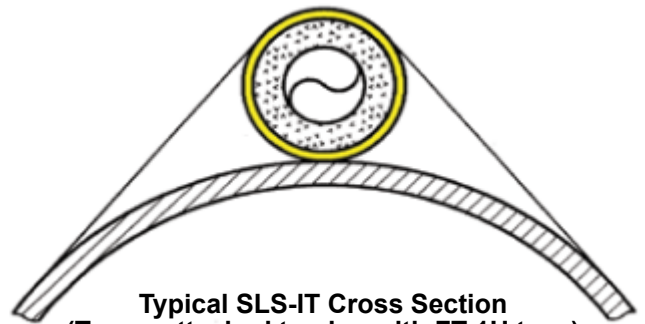
Notes

1. U.S. Patent No. 6,905,566 B1; Foreign Patents pending.
2. Thermon does not purport to address all safety issues, if any, associated with the use of Thermon products when handling steam or other potentially dangerous materials. It is the responsibility of the user to establish appropriate safety and health practices and determine the applicability of regulatory limitations prior to use.
3. Based on operating at maximum recommended steam pressure. Temperature derived in accordance with ASTM Std C-1055 and ASTM Std C-1057 (skin temperature after five-second contact)..



CONSTRUCTION

- 1 Copper or stainless steel tube
- 2 Thermal retardant
- 3 Heat reflective tape
- 4 Safety yellow polymer jacket



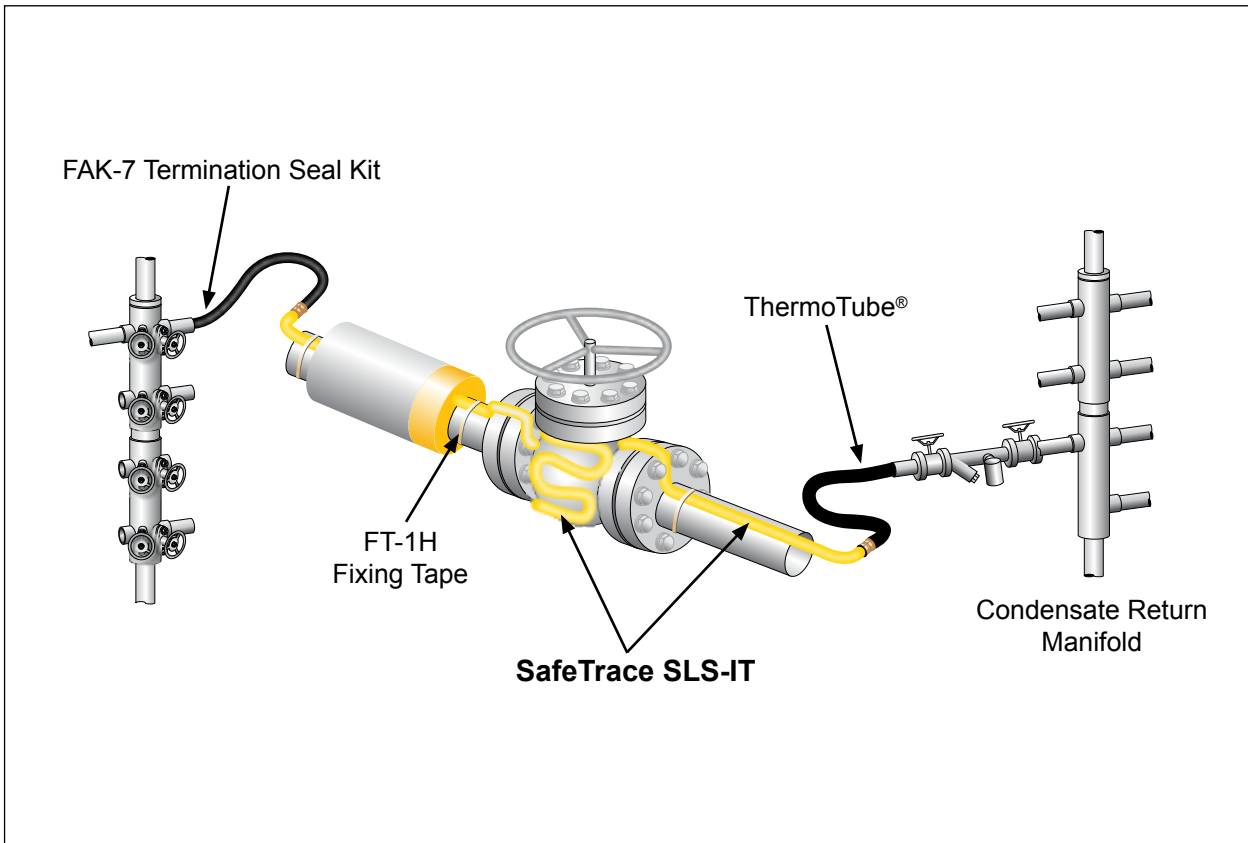
Typical SLS-IT Cross Section
(Tracer attached to pipe with FT-1H tape)

THERMON The Heat Tracing Specialists[®]

TC-E B.V. • Buitendijks 37 • 3356 LX Papendrecht • The Netherlands • Tel: +31 (0) 183-20 10 88 • E-mail: sales@tc-e.nl • www.tc-e.nl



TYPICAL STEAM TRACING SYSTEM



PRODUCT CONFIGURATIONS

| Catalog Number | Tube Material ¹ | Tube Dia. (O.D.) | Wall Thickness ² |
|----------------|----------------------------|------------------|-----------------------------|
| SLS-IT-3B32 | Copper | 3/8" | 0.032" |
| SLS-IT-3A35 | SS Welded | 3/8" | 0.035" |
| SLS-IT-3F35 | SS Seamless | 3/8" | 0.035" |
| SLS-IT-10B1 | Copper | 10 mm | 1 mm |
| SLS-IT-10A1 | SS Welded | 10 mm | 1 mm |
| SLS-IT-10F1 | SS Seamless | 10 mm | 1 mm |

Notes

1. Copper tubing meets ASTM Std B68-B75. Stainless steel tubing meets ASTM Std A269.
2. SLS also available with 1/2" and 12mm diameter tubing and in 0.049" wall thickness; contact Thermon.

BASIC ACCESSORIES



FT-1H fixing tape for circumferential banding of SafeTrace tracer to piping every 300 mm or as required by code or specification. Tape is 13 mm wide x 33 m long.

Product Rating

Max. Exposure Temp..... 260°C
Min. Installation Temp..... -40°C



FAK-7 each kit contains a roll of self-vulcanizing silicone rubber tape and RTV sealant. The kit contains sufficient materials to waterproof approximately six terminations. No heat gun or special tools are needed for installation.

Product Rating

Max. Exposure Temp..... 204°C
Min. Application Temp..... -54°C

